

36-1055: Monoclonal Antibody to Chromogranin A / CHGA (Neuroendocrine Marker)(Clone : CHGA/777)

Clonality :	Monoclonal
Clone Name :	CHGA/777
Application :	WB,IHC
Reactivity :	Human
Gene :	CHGA
Gene ID :	1113
Uniprot ID :	P10645
Format :	Purified
Alternative Name :	CHGA
Isotype :	Mouse IgG1, kappa
Immunogen Information :	Recombinant full-length human CHGA protein

Description

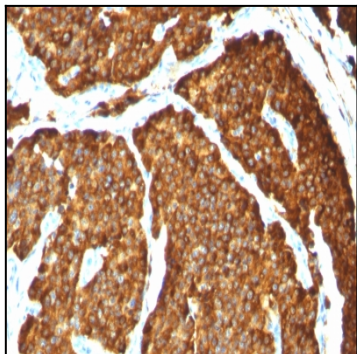
Chromogranin A is present in neuroendocrine cells throughout the body, including the neuroendocrine cells of the large and small intestine, adrenal medulla and pancreatic islets. It is an excellent marker for carcinoid tumors, pheochromocytomas, paragangliomas, and other neuroendocrine tumors. Co-expression of chromogranin A and neuron specific enolase (NSE) is common in neuroendocrine neoplasms. Reportedly, co-expression of certain keratins and chromogranin indicates neuroendocrine lineage. The presence of strong anti-chromogranin staining and absence of anti-keratin staining should raise the possibility of paraganglioma. The co-expression of chromogranin and NSE is typical of neuroendocrine neoplasms. Most pituitary adenomas and prolactinomas readily express chromogranin.

Product Info

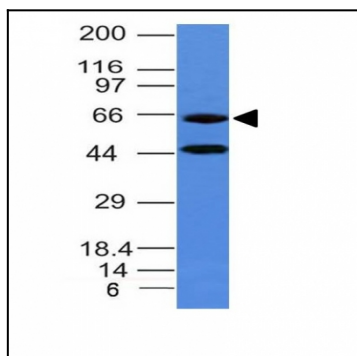
Amount :	100 µg
Purification :	Affinity Chromatography
Content :	100 µg in 500 µl PBS containing 0.05% BSA and 0.05% sodium azide. Sodium azide is highly toxic.
Storage condition :	Store the antibody at 4°C; stable for 6 months. For long-term storage; store at -20°C. Avoid repeated freeze and thaw cycles.

Application Note

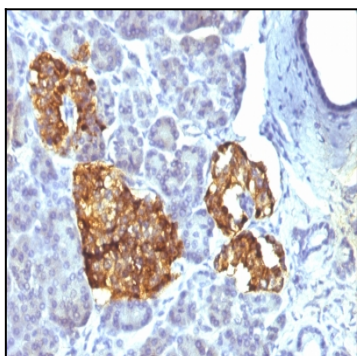
Western Blot (1-2ug/ml); Immunohistochemistry (Formalin-fixed) (1-2ug/ml for 30 minutes at RT)(Staining of formalin-fixed tissues requires heating tissue sections in 10mM Tris with 1mM EDTA, pH 9.0, for 45 min at 95°C followed by cooling at RT for 20 minutes);



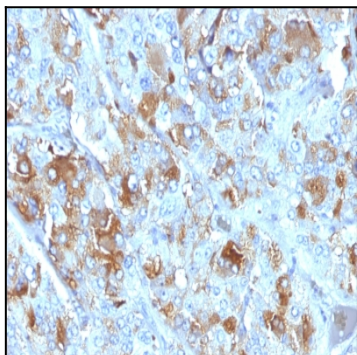
Formalin-paraffin human Pheochromocytoma stained with Chromogranin A MAb (CHGA/777)



Western Blot of human Panc-1 Cell Lysate Chromogranin A MAb (CHGA/777)



Formalin-fixed, paraffin-embedded human Pancreas stained with Chromogranin A Monoclonal Antibody (CHGA/777)



Formalin-fixed, paraffin-embedded human Adrenal Gland stained with Chromogranin A Monoclonal Antibody (CHGA/777)