

36-1064: Monoclonal Antibody to Calponin-1 (Smooth Muscle Marker)(Clone : CNN1/832 + CALP)

Clonality :	Monoclonal
Clone Name :	CNN1/832 + CALP
Application :	FACS,IF,IHC
Reactivity :	Human, Rat
Gene :	CNN1
Gene ID :	1264
Uniprot ID :	P51911
Format :	Purified
Alternative Name :	CNN1
Isotype :	Mouse IgG1, kappa
Immunogen Information :	Recombinant full-length human CNN1 protein (CNN1/832); Crude human uterus extract (CALP)

Description

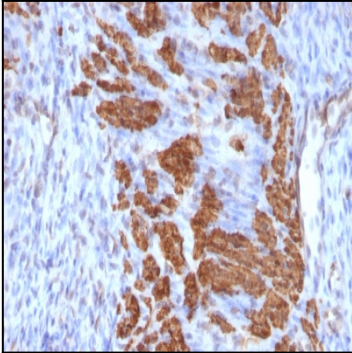
Multiple isoelectric variants of calponin have been identified, however only two molecular weight isoforms exist; a 34kDa form and a 29kDa form. Expression of the 29kDa form, I-calponin, is primarily restricted to muscle of the urogenital tract, whereas the higher molecular weight variant has been demonstrated in vascular and visceral smooth muscle. In Western blotting, this MAb reacts with only the 34kDa form of calponin in extracts of human aortic medial smooth muscle and is unreactive with fibroblast extracts of cultivated human foreskin. Calponin is a calmodulin, F-actin and tropomyosin binding protein, which is thought to be involved in the regulation of smooth muscle contraction. Calponin expression is restricted to smooth muscle cells and has been shown to be a marker of the differentiated (contractile) phenotype of developing smooth muscle.

Product Info

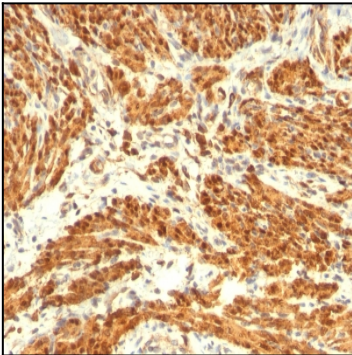
Amount :	100 µg
Purification :	Affinity Chromatography
Content :	100 µg in 500 µl PBS containing 0.05% BSA and 0.05% sodium azide. Sodium azide is highly toxic.
Storage condition :	Store the antibody at 4°C; stable for 6 months. For long-term storage; store at -20°C. Avoid repeated freeze and thaw cycles.

Application Note

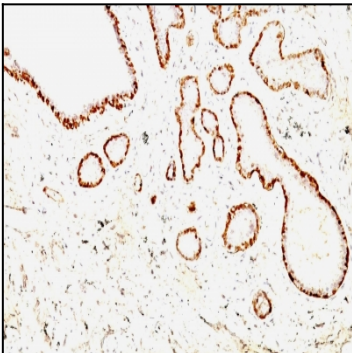
Flow Cytometry (1-2ug/million cells); Immunofluorescence (1-2ug/ml); Immunohistochemistry (Formalin-fixed) (1-2ug/ml for 30 minutes at RT)(Staining of formalin-fixed tissues requires heating tissue sections in 1mM EDTA, pH 7.5-8.5, for 45 min at 95°C followed by cooling at RT for 20 minutes)



Formalin-fixed, paraffin-embedded human Uterus stained with Calponin-1 Monoclonal Antibody (CNN1/832 + CALP).



Formalin-fixed, paraffin-embedded human Breast Carcinoma stained with Calponin-1 Monoclonal Antibody (CNN1/832 + CALP).



Formalin-fixed, paraffin-embedded Rat Uterus stained with Calponin-1 Monoclonal Antibody (CNN1/832 + CALP).