

## 36-1091: Monoclonal Antibody to TAG-72 / CA72.4 (Tumor-Associated Glycoprotein)(Clone : CA72/733)

<b>Clonality :</b>	Monoclonal
<b>Clone Name :</b>	CA72/733
<b>Application :</b>	IHC
<b>Reactivity :</b>	Human, Rat
<b>Gene :</b>	tag-72
<b>Gene ID :</b>	182875
<b>Uniprot ID :</b>	Q9XVS1
<b>Format :</b>	Purified
<b>Alternative Name :</b>	C25A1.3
<b>Isotype :</b>	Mouse IgG1, kappa
<b>Immunogen Information :</b>	Human CA72.4 protein

### Description

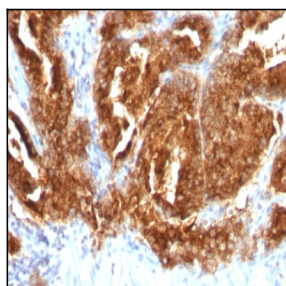
Recognizes an oncofetal antigen of 220kDa, identified as a tumor-associated glycoprotein (TAG-72) with properties of a mucin. This MAb defines the mucin-carried sialylated-Tn epitope. TAG-72 is usually expressed by adenocarcinomas, but is negative in mesotheliomas. Studies have reported that this antibody has 80% sensitivity and 93% specificity for pulmonary adenocarcinoma. Therefore, TAG-72 is a useful marker to distinguish between mesothelioma and adenocarcinoma. However, false positive reactions can occur so results must be interpreted with the utmost caution. This antibody may be useful in the differentiation of non-small cell carcinomas from small cell carcinomas of the lung. The combined use of anti-TAG-72 and anti-GCDFP-15 is valuable in the diagnosis of apocrine carcinoma.

### Product Info

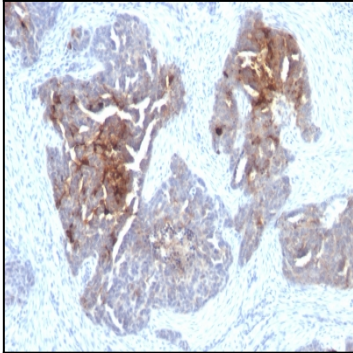
<b>Amount :</b>	100 µg
<b>Purification :</b>	Affinity Chromatography
<b>Content :</b>	100 µg in 500 µl PBS containing 0.05% BSA and 0.05% sodium azide. Sodium azide is highly toxic.
<b>Storage condition :</b>	Store the antibody at 4°C; stable for 6 months. For long-term storage; store at -20°C. Avoid repeated freeze and thaw cycles.

### Application Note

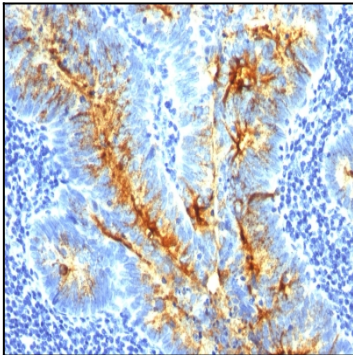
Immunohistochemistry (Formalin-fixed) (1-2ug/ml for 30 minutes at RT) (Staining of formalin-fixed tissues requires heating tissue sections in 10mM Tris with 1mM EDTA, pH 9.0, for 45 min at 95°C followed by cooling at RT for 20 minutes);



Formalin-fixed, paraffin-embedded human Prostate Carcinoma stained with TAG-72 Monoclonal Antibody (CA72/733).



Formalin-fixed, paraffin-embedded human Ovarian Carcinoma stained with TAG-72 Monoclonal Antibody (CA72/733).



Formalin-fixed, paraffin-embedded human Colon Carcinoma stained with TAG-72 Monoclonal Antibody (CA72/733).