

## 11-8048: Polyclonal Antibody to eIF4A2

<b>Clonality :</b>	Polyclonal
<b>Application :</b>	IHC,WB
<b>Reactivity :</b>	Human
<b>Gene :</b>	EIF4A2
<b>Gene ID :</b>	1974
<b>Uniprot ID :</b>	Q14240
<b>Format :</b>	Purified
<b>Alternative Name :</b>	Eukaryotic initiation factor 4A-II, DDX2B, EIF4F, eIF4A-II, eIF-4A-II
<b>Isotype :</b>	Rabbit IgG
<b>Immunogen Information :</b>	A partial length recombinant eIF4A2 protein (amino acids 1-250) was used as the immunogen for this antibody.

### Product Info

<b>Amount :</b>	25 µg / 100 µg
<b>Purification :</b>	Protein A Chromatography
<b>Content :</b>	25 µg in 50 µl/100 µg in 200 µl PBS containing 0.05% BSA and 0.05% sodium azide. Sodium azide is highly toxic.
<b>Storage condition :</b>	Store the antibody at 4°C, stable for 6 months. For long-term storage, store at -20°C. Avoid repeated freeze and thaw cycles.

### Application Note

Western blot analysis: 1-2 µg/ml, Immunohistochemical analysis: 20 µg/ml




Fig-1: Western blot analysis of eIF4A2. Anti-eIF4A2 antibody (11-8048) was used at 2 µg/ml on Jurkat lysate.

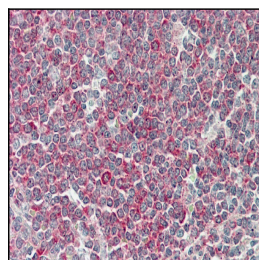


Fig-2: Immunohistochemical analysis of eIF4A2 . Anti- eIF4A2 antibody (11-8048) in human Spleen tissue at 20 µg/ml.

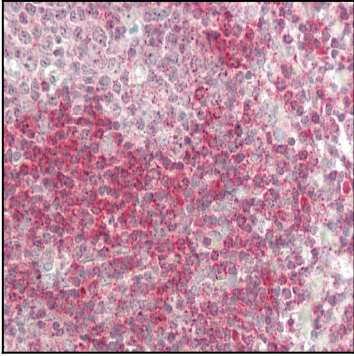


Fig-3: Immunohistochemical analysis of eIF4A2. Anti- eIF4A2 antibody (11-8048) in human Tonsil tissue at 20  $\mu\text{g/ml}$ .