

36-1745: Monoclonal Antibody to TNF-alpha (Tumor Necrosis Factor alpha)(Clone : TNFA/1172)

Clonality :	Monoclonal
Clone Name :	TNFA/1172
Application :	FACS,IF,IHC
Reactivity :	Human, Rat
Gene :	TNF
Gene ID :	7124
Uniprot ID :	P01375
Format :	Purified
Alternative Name :	TNF,TNFA,TNFSF2
Isotype :	Mouse IgM, kappa
Immunogen Information :	Recombinant full-length human TNF-alpha protein

Description

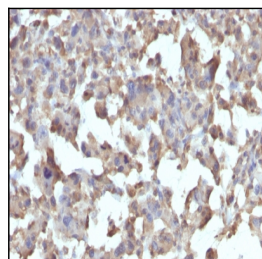
This MAb recognizes human 17-26kDa protein, which is identified as cytokine TNF-alpha (Tumor Necrosis Factor-alpha). TNF-alpha can be expressed as a 17kDa free molecule, or as a 26kDa membrane protein. TNF-alpha is a protein secreted by lipopolysaccharide-stimulated macrophages, and causes tumor necrosis when injected into tumor bearing mice. TNF alpha causes cytolysis of certain transformed cells, being synergistic with interferon gamma in its cytotoxicity. Although it has little effect on many cultured normal human cells, TNF alpha appears to be directly toxic to vascular endothelial cells. Other actions of TNF alpha include stimulating growth of human fibroblasts and other cell lines, activating polymorphonuclear neutrophils and osteoclasts, and induction of interleukin 1, prostaglandin E2 and collagenase production. TNF alpha is currently being evaluated in treatment of certain cancers and AIDS Related Complex.

Product Info

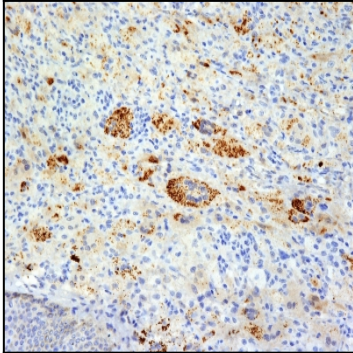
Amount :	100 µg
Purification :	Affinity Chromatography
Content :	100 µg in 500 µl PBS containing 0.05% BSA and 0.05% sodium azide. Sodium azide is highly toxic.
Storage condition :	Store the antibody at 4°C; stable for 6 months. For long-term storage; store at -20°C. Avoid repeated freeze and thaw cycles.

Application Note

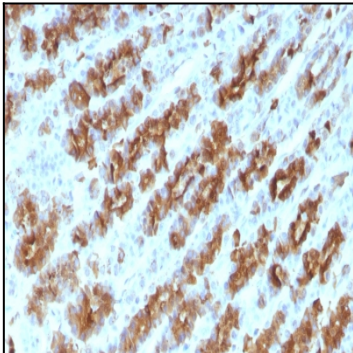
Flow Cytometry (1-2ug/million cells); Immunofluorescence (1-2ug/ml); Immunohistochemistry (Formalin-fixed) (2-4ug/ml for 30 min at RT)(Staining of formalin-fixed tissues requires heating tissue sections in 10mM Tris with 1mM EDTA, pH 9.0, for 45 min at 95°C followed by cooling at RT for 20 minutes);



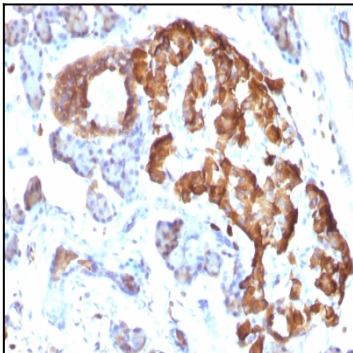
Formalin-fixed, paraffin-embedded human Histiocytoma stained with TNF alpha Monoclonal Antibody (TNFA/1172)



Formalin-fixed, paraffin-embedded human Erdheim Chester disease (also known as polyostotic lerosing histiocytosis) stained with TNF alpha Monoclonal Antibody (TNFA/1172).



Formalin-fixed, paraffin-embedded Rat Stomach stained with TNF alpha Monoclonal Antibody (TNFA/1172)



Formalin-fixed, paraffin-embedded Rat Pancreas stained with TNF alpha Monoclonal Antibody (TNFA/1172)