

36-1734: Monoclonal Antibody to Transglutaminase II (TGM2)(Clone : TGM2/419)

Clonality :	Monoclonal
Clone Name :	TGM2/419
Application :	WB,IHC
Reactivity :	Human, Mouse, Rat
Gene :	TGM2
Gene ID :	7052
Uniprot ID :	P21980
Format :	Purified
Alternative Name :	TGM2
Isotype :	Mouse IgG1, kappa
Immunogen Information :	Recombinant full-length human TGM2 protein

Description

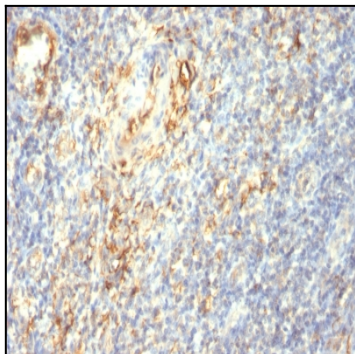
Recognizes a 77-85kDa protein, identified as cellular or tissue transglutaminase II (TGase II). Transglutaminases are enzymes that catalyze the crosslinking of proteins by epsilon-gamma glutamyl lysine isopeptide bonds. While the primary structure of transglutaminases is not conserved, they all have the same amino acid sequence at their active sites and their activity is calcium-dependent. The protein encoded by this gene acts as a monomer, is induced by retinoic acid, and appears to be involved in apoptosis. Finally, the encoded protein is the autoantigen implicated in celiac disease. The identification of transglutaminase as the main antigen of endomysium antibodies allows a new diagnostic approach to celiac disease (CD), a genetic, immunologically mediated small bowel enteropathy that causes malabsorption. TGase II is implicated in programmed cell death, signal transduction, drug-resistance, cell growth, endocytosis, insulin secretion, cell adhesion, cataract formation, and wound healing.

Product Info

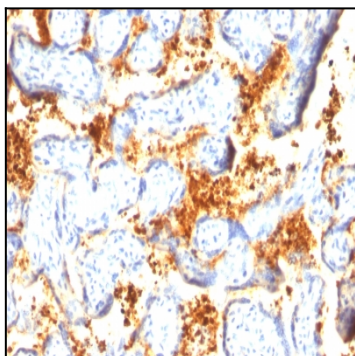
Amount :	100 µg
Purification :	Affinity Chromatography
Content :	100 µg in 500 µl PBS containing 0.05% BSA and 0.05% sodium azide. Sodium azide is highly toxic.
Storage condition :	Store the antibody at 4°C; stable for 6 months. For long-term storage; store at -20°C. Avoid repeated freeze and thaw cycles.

Application Note

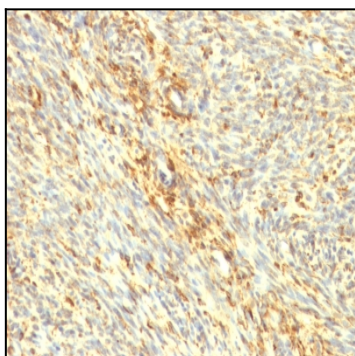
Western Blot (1-2ug/ml); ,Immunohistochemistry (Formalin-fixed) (1-2ug/ml for 30 minutes at RT),(Staining of formalin-fixed tissues requires heating tissue sections in 10mM Tris with 1mM EDTA, pH 9.0, for 45 min at 95 °C followed by cooling at RT for 20 minutes),



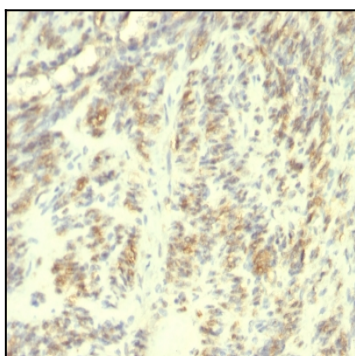
Formalin-fixed, paraffin-embedded human Tonsil stained with Transglutaminase II Monoclonal Antibody (TGM2/419)



Formalin-fixed, paraffin-embedded human Placenta stained with Transglutaminase II Monoclonal Antibody (TGM2/419)



Formalin-fixed, paraffin-embedded human Uterus stained with Transglutaminase II Monoclonal Antibody (TGM2/419)



Formalin-fixed, paraffin-embedded human Leiomyosarcoma stained with Transglutaminase II Monoclonal Antibody (TGM2/419)