

## 36-1707: Monoclonal Antibody to CD147 / EMMPRIN / Neurothelin(Clone : BSG/963)

<b>Clonality :</b>	Monoclonal
<b>Clone Name :</b>	BSG/963
<b>Application :</b>	IHC
<b>Reactivity :</b>	Human
<b>Gene :</b>	BSG
<b>Gene ID :</b>	682
<b>Uniprot ID :</b>	P35613
<b>Format :</b>	Purified
<b>Alternative Name :</b>	BSG,UNQ6505/PRO21383
<b>Isotype :</b>	Mouse IgG1, kappa
<b>Immunogen Information :</b>	Recombinant human BSG protein

### Description

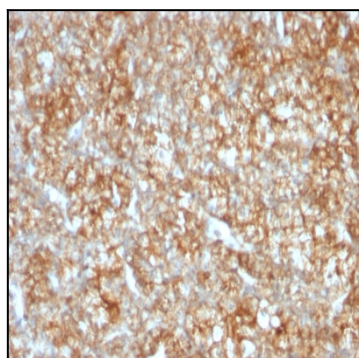
This MAb recognizes extracellular epitope of human CD147. It is expressed more intensely on thymocytes than on mature peripheral blood T cells. CD147 is important in spermatogenesis, embryo implantation, neural network formation, and tumor progression. It stimulates the production of interstitial collagenase, gelatinase A, stromelysin-1 and various metalloproteinases (MMPs) by fibroblasts. These enzymes are important factors in cancer invasion and metastasis.

### Product Info

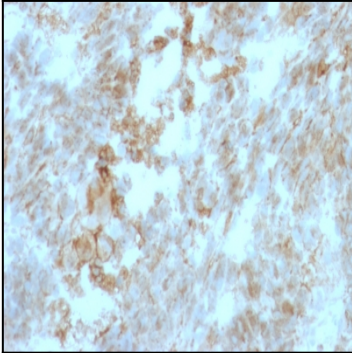
<b>Amount :</b>	100 µg
<b>Purification :</b>	Affinity Chromatography
<b>Content :</b>	100 µg in 500 µl PBS containing 0.05% BSA and 0.05% sodium azide. Sodium azide is highly toxic.
<b>Storage condition :</b>	Store the antibody at 4°C; stable for 6 months. For long-term storage; store at -20°C. Avoid repeated freeze and thaw cycles.

### Application Note

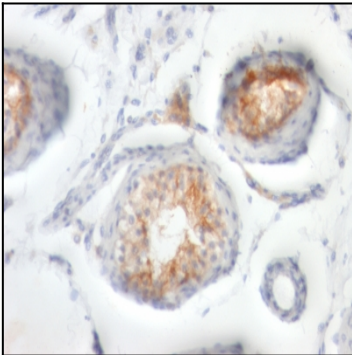
Immunohistochemistry (Formalin-fixed) (1-2ug/ml for 30 minutes at RT)(Staining of formalin-fixed tissues requires heating tissue sections in 10mM Tris with 1mM EDTA, pH 9.0, for 45 min at 95°C followed by cooling at RT for 20 minutes);



Formalin-fixed, paraffin-embedded human Renal Cell Carcinoma stained with CD147 Monoclonal Antibody (BSG/963).



Formalin-fixed, paraffin-embedded human Colon Carcinoma stained with CD147 Monoclonal Antibody (BSG/963).



Formalin-fixed, paraffin-embedded human Testicular Carcinoma stained with CD147 Monoclonal Antibody (BSG/963).