

45-1123: Anti-Tocilizumab Antibody (Clone: 6C10), mAb, Mouse

Clonality :	Monoclonal
Clone Name :	6C10
Application :	ELISA
Format :	Purified
Alternative Name :	Mouse monoclonal to Actemra
Isotype :	Mouse IgG2b
Immunogen Information :	Tocilizumab

Description

Tocilizumab also known as atilizumab, is a humanized monoclonal antibody that is approved by the U.S. Food and Drug Administration. It has a high affinity to IL-6R and blocks the IL-6 signaling by preventing the formation of the IL-6/IL-6R complex. Tocilizumab is used for the treatment of rheumatoid arthritis (RA) and systemic juvenile idiopathic arthritis, a severe form of arthritis in children. Anti-Tocilizumab Antibody (6C10), mAb, Mouse is produced from a hybridoma resulting from the fusion of partner and B-lymphocytes obtained from a mouse immunized with Tocilizumab.

Product Info

Amount :	40 µg
Purification :	Protein A chromatography
Content :	lyophilized with PBS, pH 7.4, containing 0.02% sodium azide.
Storage condition :	The antibody is stable in lyophilized form if stored at -20°C or below. The reconstituted antibody can be stored for 2-3 weeks at 2-8°C. For long term storage, aliquot and store at -20°C or below. Avoid repeated freezing and thawing cycles.

Application Note

Reconstitute Lyophilized antibody with deionized water (or equivalent) to a final concentration of 0.5 mg/ml

Working concentrations for specific applications should be determined by the investigators. The appropriate concentrations may be affected by secondary antibody affinity, antigen concentration, the sensitivity of the method of detection, temperature, the length of the incubations, and other factors. The suitability of this antibody for applications other than those listed below has not been determined. The following concentration range is a recommended starting point for this product.

ELISA detection: 0.01-0.1 µg/ml

ELISA blocking: 1-30 µg/ml

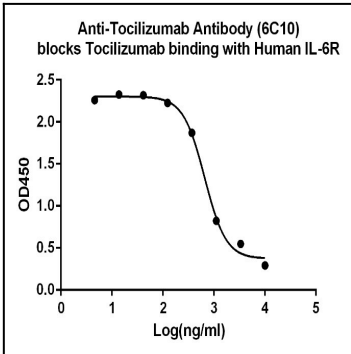


Figure-1 : Anti-Tocilizumab Antibody (6C10) blocks Tocilizumab binding with Recombinant Human IL-6R Coating antigen: IL-6R, 0.5 $\hat{1}$ /₄g/ml Tocilizumab-biotin final concentration: 0.5 $\hat{1}$ /₄g/ml Anti-Tocilizumab Antibody (6C10) dilutions start from 10 $\hat{1}$ /₄g/ml IC50= 0.656 $\hat{1}$ /₄g/ml

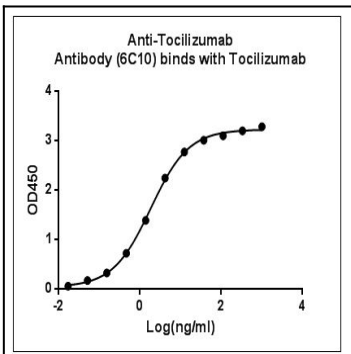


Figure-2 : ELISA binding of Anti-Tocilizumab Antibody (6C10) with Tocilizumab. While the antibody does not recognize the human IgG (data not shown). Coating antigen: Tocilizumab, 1 $\hat{1}$ /₄g/ml. Anti-Tocilizumab Antibody (6C10) dilutions start from 1,000 ng/ml. EC50= 1.837 ng/ml.

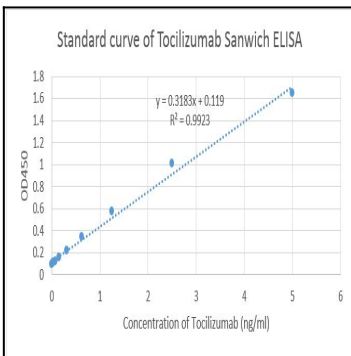


Figure-3 : Standard curve of Tocilizumab Sandwich ELISA. The Tocilizumab Sandwich ELISA assay is developed by using Anti- Tocilizumab Antibody (14B10), mAb, Mouse (Abeomics 45-1122) and Anti-Tocilizumab Antibody (6C10), mAb, Mouse (Abeomics 45-1123) as the capture and detection antibodies, respectively In this ELISA assay, Anti-Tocilizumab Antibody (6C10), mAb, Mouse was labeled with Biotin. The sensitivity is less than 100 pg/ml.