

32-17035: Recombinant human BCMA protein with C-terminal mouse Fc tag

Alternative Name : TNFRSF17, CD269, BCM, BCMA

Description

Expression Host : HEK293

The protein has a predicted molecular mass of 32.1 kDa after removal of the signal peptide.

B-cell maturation protein (BCMA or BCM), is also known as Tumor necrosis factor receptor superfamily member 17 (TNFRSF17), which is encoded by the TNFRSF17 gene. TNFRSF17 is a cell surface receptor of the TNF receptor superfamily which recognizes B-cell activating factor (BAFF). This receptor is expressed in immune organs and mature B cell lines. BCMA promotes B-cell survival and plays a role in the regulation of humoral immunity. BCMA can activate NF-kappa-B and JNK.

Product Info

Amount :	50 µg
Purification :	The purity of the protein is greater than 95% as determined by SDS-PAGE and Coomassie blue staining.
Content :	Lyophilized from sterile PBS, pH 7.4. Normally 5 % - 8 % trehalose is added as protectants before lyophilization.
Storage condition :	Store at -80°C for 12 months (Avoid repeated freezing and thawing)

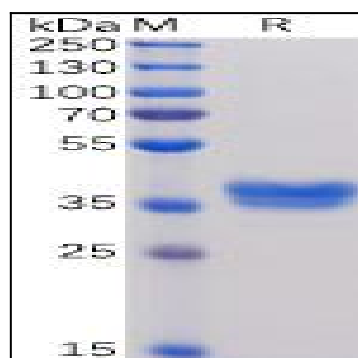


Figure 1. Human BCMA, mFc Tag on SDS-PAGE under reducing condition.

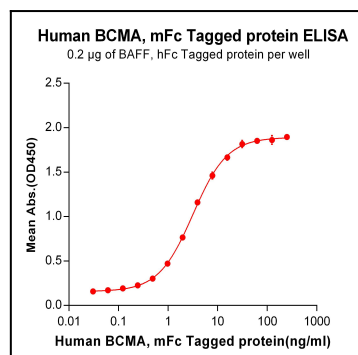


Figure 2. ELISA plate pre-coated by 2 µg/ml (100 µl/well) Human BAFF, hFc tagged protein can bind Human BCMA, mFc tagged protein in a linear range of 0.03-15.625 ng/ml.

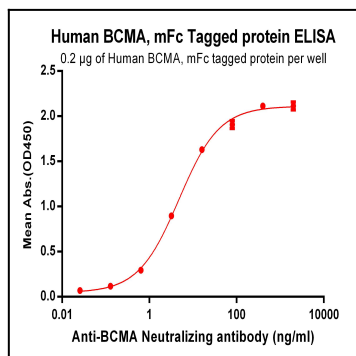


Figure 3. ELISA plate pre-coated by 2 µg/ml (100 µl/well) Human BCMA, mFc tagged protein can bind Anti-BCMA Neutralizing antibody in a linear range of 0.64-80.0 ng/ml.