

32-17032: Recombinant human IL6 protein with C-terminal mouse Fc and 6 \times His tag

Alternative Name : IL6, Interleukin-6, BSF2, HSF, IFNB2

Description

Expression Host : HEK293

The protein has a predicted molecular mass of 47.9 kDa after removal of the signal peptide.

This gene encodes a cytokine that functions in inflammation and the maturation of B cells. In addition, the encoded protein has been shown to be an endogenous pyrogen capable of inducing fever in people with autoimmune diseases or infections. The protein is primarily produced at sites of acute and chronic inflammation, where it is secreted into the serum and induces a transcriptional inflammatory response through interleukin 6 receptor, alpha. The functioning of this gene is implicated in a wide variety of inflammation-associated disease states, including susceptibility to diabetes mellitus and systemic juvenile rheumatoid arthritis. Alternative splicing results in multiple transcript variants.

Product Info

Amount :	50 μ g
Purification :	The purity of the protein is greater than 95% as determined by SDS-PAGE and Coomassie blue staining.
Content :	Lyophilized from sterile PBS, pH 7.4. Normally 5 % - 8 % trehalose is added as protectants before lyophilization.
Storage condition :	Store at -80°C for 12 months (Avoid repeated freezing and thawing)

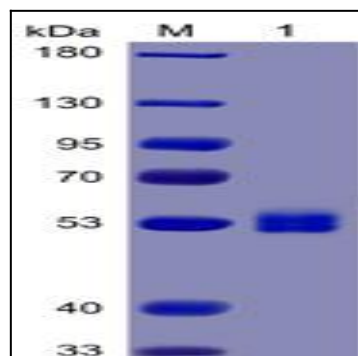


Figure 1. Human IL6 Protein, mFc-His Tag on SDS-PAGE under reducing condition.

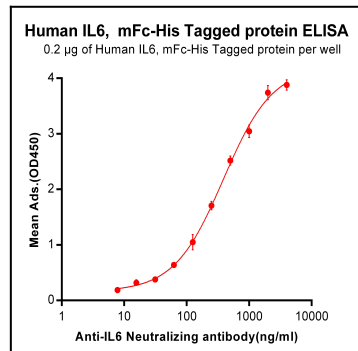


Figure 2. ELISA plate pre-coated by 2 μ g/ml (100 μ l/well) Human IL6, mFc-His tagged protein can bind Anti-IL6 Neutralizing antibody in a linear range of 7.81-386.8 ng/ml.

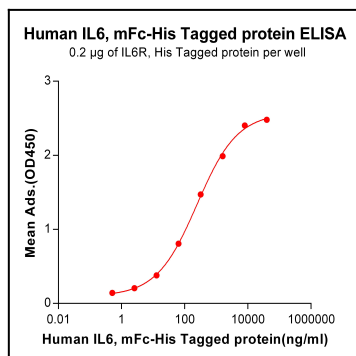


Figure 3. ELISA plate pre-coated by 2 µg/ml (100 µl/well) Human IL6R, His tagged protein can bind Human IL6, mFc-His tagged protein in a linear range of 0.512-40000 ng/ml.

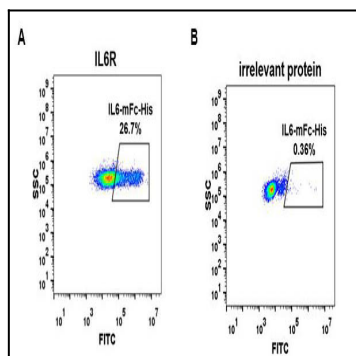


Figure 4. HEK293 cell line transfected with irrelevant protein (B) and human IL6R (A) were surface stained with Human IL6, mFc-His tagged protein 1µg/ml followed by Alexa 488-conjugated anti-mouse IgG secondary antibody.