

32-17014: Recombinant human CD28 protein with C-terminal mouse Fc and 6Å—His tag

Alternative Name : CD28, Tp44

Description

Expression Host : HEK293

The protein has a predicted molecular mass of 68-72 kDa after removal of the signal peptide.

The protein encoded by this gene is essential for T-cell proliferation and survival, cytokine production, and T-helper type-2 development. Several alternatively spliced transcript variants encoding different isoforms have been found for this gene.

Product Info

Amount :	50 µg
Purification :	The purity of the protein is greater than 95% as determined by SDS-PAGE and Coomassie blue staining.
Content :	Lyophilized from sterile PBS, pH 7.4. Normally 5 % - 8 % trehalose is added as protectants before lyophilization.
Storage condition :	Store at -80°C for 12 months (Avoid repeated freezing and thawing)

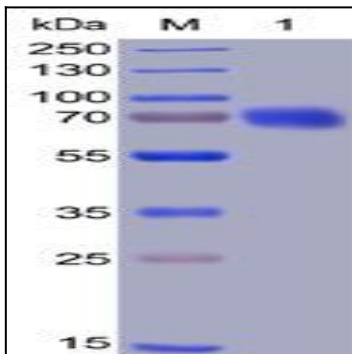


Figure 1. Human CD28 Protein, mFc-His Tag on SDS-PAGE under reducing condition.

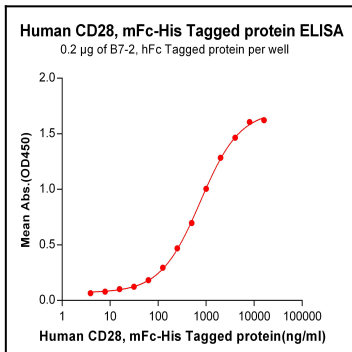


Figure 2. ELISA plate pre-coated by 2 µg/ml (100 µl/well) Human CD28, mFc-His tagged protein can bind Human B7-1, hFc tagged protein in a linear range of 125-4000 ng/ml.

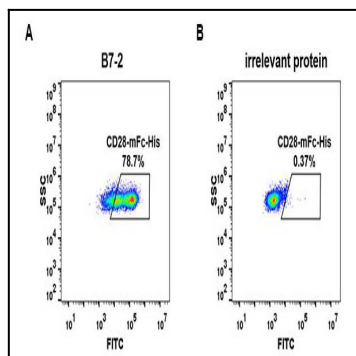


Figure 3. ELISA plate pre-coated by 2 $\mu\text{g/ml}$ (100 $\mu\text{l/well}$) Human CD28, mFc-His tagged protein can bind Human B7-2, hFc tagged protein in a linear range of 62.5-4000 ng/ml.

Figure 4. HEK293 cell line transfected with irrelevant protein (B) and human B7-2 (A) were surface stained with Human CD28, mFc-His tagged protein 1 $\mu\text{g/ml}$ followed by Alexa 488-conjugated anti-mouse IgG secondary antibody.