

42-1086: Anti-HSP90 alpha Monoclonal Antibody (Clone : Hyb-K41009) HRP(Discontinued)

Clonality :	Monoclonal
Clone Name :	Hyb-K41009
Application :	ELISA,IHC,WB
Reactivity :	Rat,Mouse,Human
Conjugate :	HRP
Gene :	HSP90AA1
Gene ID :	3320
Uniprot ID :	P07900
Alternative Name :	HSP90AA1,HSP90A,HSPC1,HSPCA
Isotype :	Mouse IgG2a
Immunogen Information :	Recombinant human HSP90alpha; Specificity mapped to amino acids 604-731

Description

HSP90 is an abundantly and ubiquitously expressed heat shock protein. It is understood to exist in two principal forms alpha and beta, which share 85% sequence amino acid homology. The two isoforms of HSP90, are expressed in the cytosolic compartment. Despite the similarities, HSP90 alpha exists predominantly as a homodimer while HSP90 beta exists mainly as a monomer. From a functional perspective, HSP90 participates in the folding, assembly, maturation, and stabilization of specific proteins as an integral component of a chaperone complex. Furthermore, HSP90 is highly conserved between species; having 60% and 78% amino acid similarity between mammalian and the corresponding yeast and Drosophila proteins, respectively. HSP90 is a highly conserved and essential stress protein that is expressed in all eukaryotic cells. Despite its label of being a heat-shock protein, HSP90 is one of the most highly expressed proteins in unstressed cells (1-2% of cytosolic protein). It carries out a number of housekeeping functions including controlling the activity, turnover, and trafficking of a variety of proteins. Most of the HSP90-regulated proteins that have been discovered to date are involved in cell signaling. The number of proteins now known to interact with HSP90 is about 100. Target proteins include the kinases v-Src, Wee1, and c-Raf, transcriptional regulators such as p53 and steroid receptors, and the polymerases of the hepatitis B virus and telomerase. When bound to ATP, HSP90 interacts with co-chaperones Cdc37, p23, and an assortment of immunophilin-like proteins, forming a complex that stabilizes and protects target proteins from proteasomal degradation. In most cases, HSP90-interacting proteins have been shown to co-precipitate with HSP90 when carrying out immunoadsorption studies, and to exist in cytosolic heterocomplexes with it. In a number of cases, variations in HSP90 expression or HSP90 mutation has been shown to degrade signaling function via the protein or to impair a specific function of the protein (such as steroid binding, kinase activity) in vivo. Ansamycin antibiotics, such as geldanamycin and radicicol, inhibit HSP90 function.

Product Info

Amount :	100 µg
Purification :	Protein G Purified
Content :	PBS pH7.2, 50% glycerol, 0.09% sodium azide
Storage condition :	Store the antibody at 4°C

Application Note

WB (1:1000), IHC (1:5000); optimal dilutions for assays should be determined by the user.

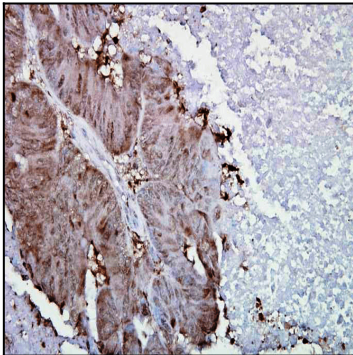


Figure1 : Mouse Anti-Hsp90 alpha Antibody [Hyb-K41009] used in Immunohistochemistry (IHC) on Human colon carcinoma

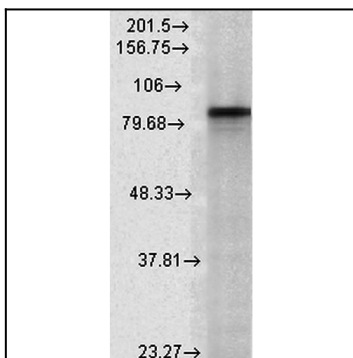


Figure 2 : Mouse Anti-Hsp90 alpha Antibody [Hyb-K41009] used in Western Blot (WB) on Rat Lysates

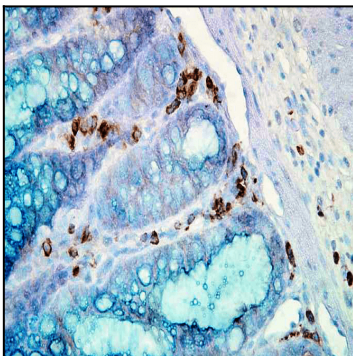


Figure 3 : Mouse Anti-Hsp90 alpha Antibody [Hyb-K41009] used in Immunohistochemistry (IHC) on Mouse inflamed colon