

## 45-1081: Mouse Monoclonal Antibody to Mouse CTLA-4 (Clone : MCT.F6) (Discontinued)

<b>Clonality :</b>	Monoclonal
<b>Clone Name :</b>	MCT.F6
<b>Application :</b>	ELISA
<b>Gene :</b>	Ctla4
<b>Gene ID :</b>	12477
<b>Uniprot ID :</b>	P09793
<b>Format :</b>	Purified
<b>Alternative Name :</b>	cytotoxic T-lymphocyte associated protein 4/CD/ GSE/ GRD4/ ALPS5/ CD152/ CTLA-4/ IDDM12/ CELIAC3
<b>Isotype :</b>	Mouse IgG1, Kappa
<b>Immunogen Information :</b>	Recombinant mouse CTLA-4-Fc

### Description

Cytotoxic T-lymphocyte-associated protein 4 (CTLA4), also known as CD152, is one of the first well studied immune checkpoint molecules. CTLA4 is expressed on T cells and its expression level can be up-regulated after T cell activation. CTLA4 has two ligands CD80 (B7-1) and CD86 (B7-2). CTLA4 can compete with CD28 binding with these two ligands and transmits an inhibitory signal to T cells. Therapeutic antibodies against CTLA4 can help to stimulate T cells which can then target many cancer cells. Mouse CTLA-4 antibodies with has blocking effect against CD80/CD86 binding with CTLA4 can serve as a great surrogate antibody in mouse model. Anti-Mouse CTLA-4 Antibody (MCT.F6), mAb, Mouse is produced from the hybridoma resulting from fusion of SP2/0 myeloma and B-lymphocytes obtained from mouse immunized with recombinant mouse CTLA4-Fc

### Product Info

<b>Amount :</b>	40 µg
<b>Purification :</b>	Protein A chromatography
<b>Content :</b>	0.5 mg/ml, lyophilized with PBS, pH 7.4, containing 0.02% sodium azide.
<b>Storage condition :</b>	The antibody is stable in lyophilized form if stored at -20°C or below. The reconstituted antibody can be stored for 2-3 weeks at 2-8°C. For long term storage, aliquot and store at -20°C or below. Avoid repeated freezing and thawing cycles.

### Application Note

**ELISA detection:** 0.01-0.1 µg/ml  
**ELISA blocking:** 10-15 µg/ml

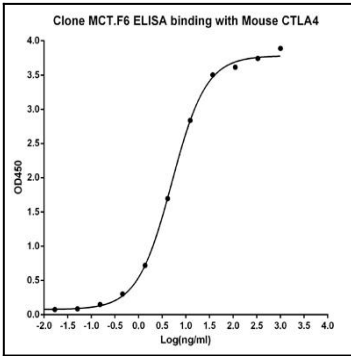


Figure-1 : ELISA binding of CTLA4 antibody (Clone: MCT.F6) with mouse CTLA4 recombinant protein, Coating antigen: CTLA4-Fc at 1 µg/ml, CTLA4 antibody dilution start from 1000 ng/ml, EC50= 5.034 ng/ml.

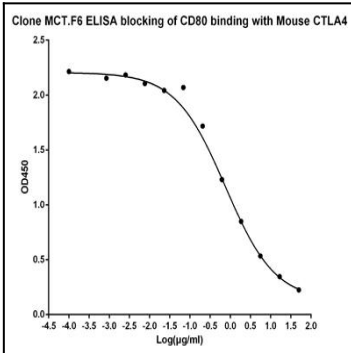


Figure-2 : ELISA blocking of mouse CTLA4 antibody (Clone: MCT.F6) against mouse CD80 recombinant protein and binding with Mouse CTLA4 recombinant protein, Coating antigen: CD80 at 0.5 µg/ml, Mouse CTLA4 final concentration: 0.5 µg /ml, CTLA4 antibody dilution start from 50 µg/ml, IC50= 0.7542 µg/ml.

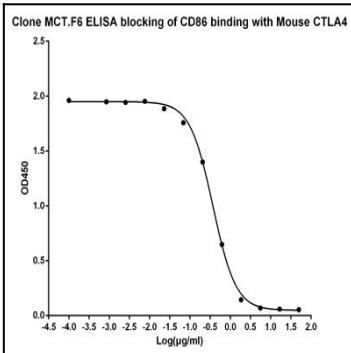


Figure-3 : ELISA blocking of mouse CTLA4 antibody (Clone: MCT.F6) against mouse CD86 recombinant protein and binding with Mouse CTLA4 recombinant protein. Coating antigen: CD86 at 0.5 µg/ml. Mouse CTLA4 final concentration: 2 µg /ml, CTLA4 antibody dilution start from 50 µg/ml, IC50=0.3705 µg/ml.