

## 10-9550: Recombinant Rabbit Monoclonal Antibody to Acetylated Histone H3 Lysine 27 (K27ac) (Clone: RM172)(Discontinued)

<b>Clonality :</b>	Monoclonal
<b>Clone Name :</b>	RM172
<b>Application :</b>	WB,ELISA,Multiplex,ICC
<b>Reactivity :</b>	All Species
<b>Gene :</b>	H3F3A
<b>Gene ID :</b>	3020
<b>Uniprot ID :</b>	P84243
<b>Format :</b>	Purified
<b>Alternative Name :</b>	Histone H3.3
<b>Isotype :</b>	Rabbit IgG
<b>Immunogen Information :</b>	An acetyl-peptide corresponding to the Acetyl-Histone H3 (Lys27)

### Product Info

<b>Amount :</b>	100 µg
<b>Purification :</b>	Protein A affinity purified from an animal origin-free culture supernatant
<b>Content :</b>	1 mg/ml in 50% Glycerol/PBS with 1% BSA and 0.09% sodium azide
<b>Storage condition :</b>	Store at -20°C. Avoid repeated freeze and thaw cycles.

### Application Note

Clone RM172 reacts to Histone H3 acetylated at Lysine 27 (K27ac). No cross reactivity with other acetylated Lysines in histone H3. Western Blot: 0.5 µg/ml - 2 µg/ml; ICC: 0.5 µg/ml - 2 µg/ml; ELISA: 0.2 µg/ml - 1 µg/ml; Multiplex: 0.1 µg/ml - 0.5 µg/ml.

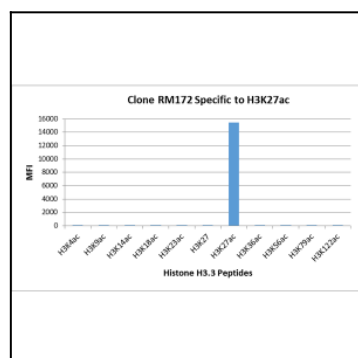


Figure 1: Clone: RM172 specifically reacts to Histone H3 acetylated at Lysine 27 (K27ac). No cross reactivity with acetylated Lysine 4 (K4ac), Lysine 9 (K9ac), Lysine 14 (K14ac), Lysine 18 (K18ac), Lysine 23 (K23ac), Lysine 36 (K36ac), Lysine 56 (K56ac), Lysine 79 (K79ac), or Lysine 122 (K122) in Histone H3.

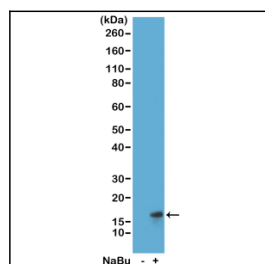


Figure 2: Western Blot of acid extracts from HeLa cells untreated (-) or treated with sodium butyrate (+), using Clone: RM172 at 1 µg/ml, showed a band of histone H3 acetylated at Lysine 27 in treated HeLa.

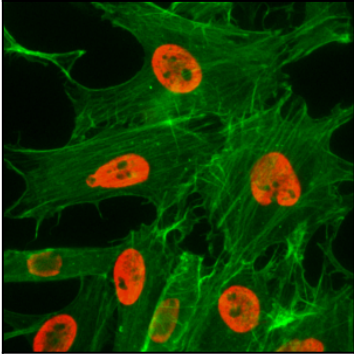


Figure 3: Immunocytochemistry of HeLa cells treated with sodium butyrate, using Acetyl-Histone H3 (Lys27) Rabbit mAb Clone: RM172 (red). Actin filaments have been labeled with fluorescein phalloidin (green).