

10-9511: Recombinant Rabbit Monoclonal Antibody to Mouse IgG2C (Clone: RM223)(Discontinued)

Clonality :	Monoclonal
Clone Name :	RM223
Application :	WB,IP,ICC,IHC,FACS,ELISA
Reactivity :	Mouse
Gene ID :	404711
Format :	Purified
Isotype :	Rabbit IgG
Immunogen Information :	Mouse IgG2c

Product Info

Amount :	100 µg
Purification :	Protein A affinity purified from an animal origin-free culture supernatant
Content :	1 mg/ml in 50% Glycerol/PBS with 1% BSA and 0.09% sodium azide
Storage condition :	Store at -20°C. Avoid repeated freeze and thaw cycles.

Application Note

Clone RM223 reacts to the Fc region of mouse IgG2c. No cross reactivity with mouse IgG1, IgG2a, IgG2b, IgG3, IgM, IgA, IgE, human IgG, or rat IgG. ELISA: 0.01 µg/ml - 0.2 µg/ml; Immunocytochemistry (ICC): 0.5 µg/ml-2 µg/ml; Immunohistochemistry (IHC): 0.5 µg/ml-2 µg/ml; Western Blot (WB): 0.5 µg/ml-2 µg/ml

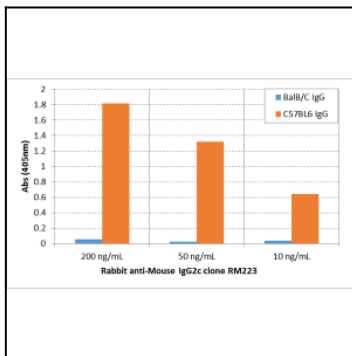


Figure 1: ELISA of IgG from BalB/C and C57BL6 shows Clone: RM223 reacts to C57BL6 IgG containing IgG2c, and does not react to BalB/C IgG containing IgG2a. 200 ng/ml, 50 ng/ml, or 10 ng/ml of Clone: RM223 was used as the primary antibody. An alkaline phosphatase conjugated anti-rabbit IgG as the secondary antibody.

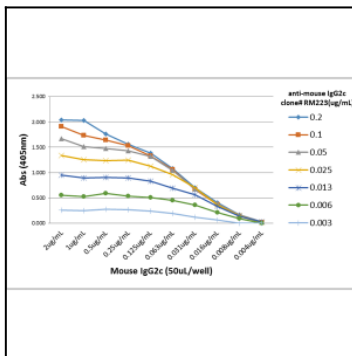


Figure 2: A titer ELISA of mouse IgG2c. The plate was coated with different amounts of mouse IgG2c. A serial dilution of Clone: RM223 was used as the primary antibody. An alkaline phosphatase conjugated anti-rabbit IgG as the secondary antibody.

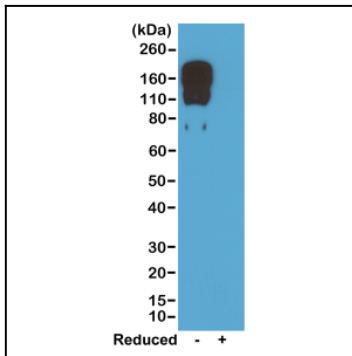


Figure 3: Western blot of nonreduced(-) and reduced(+)mouse IgG2c, using 0.5 μ g/ml of Clone: RM223. This antibody reacts to nonreduced IgG2c