

35-1550: Polyclonal Antibody to beta-Catenin (Ab-37)

Clonality :	Polyclonal
Application :	WB,IHC,IF
Reactivity :	Human,Mouse,Rat
Gene :	CTNNB1
Gene ID :	1499
Uniprot ID :	P35222
Format :	Purified
Alternative Name :	CTNNB1, CATNB, CTNB1, CTNNB
Isotype :	Rabbit IgG
Immunogen Information :	Peptide sequence around aa. 35~39 (I-H-S-G-A) derived from Human b-Catenin.

Description

Involved in the regulation of cell adhesion and in signal transduction through the Wnt pathway.

Product Info

Amount :	50 μ l / 100 μ l
Content :	Supplied at 1.0mg/mL in phosphate buffered saline (without Mg ²⁺ and Ca ²⁺), pH 7.4, 150mM NaCl, 0.02% sodium azide and 50% glycerol.
Storage condition :	Store the antibody at 4°C, stable for 6 months. For long-term storage, store at -20°C. Avoid repeated freeze and thaw cycles.

Application Note

Predicted MW: 92kd, Western blotting: 1:500~1:1000, Immunohistochemistry: 1:50~1:100, Immunofluorescence: 1:100~1:200

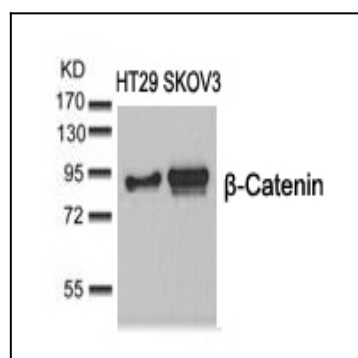


Figure 1: Western blot analysis of extracts from HT29 and SKOV3 cells using b-Catenin(Ab-37) Antibody 35-1550 .

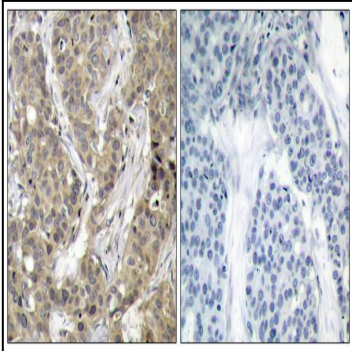


Figure 2: Immunohistochemical analysis of paraffin-embedded human breast carcinoma tissue using b-Catenin(Ab-37) Antibody 35-1550 (left) or the same antibody preincubated with blocking peptide(right).

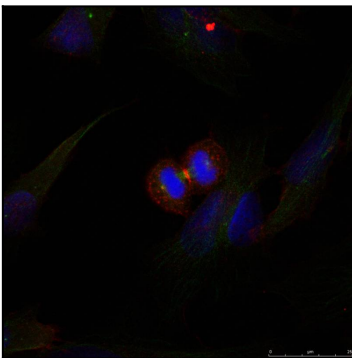


Figure 3: Immunofluorescence staining of methanol-fixed HeLa cells using b-Catenin(Ab-37) Antibody 35-1550 .