

## 31-1360: Goat Anti-Mouse IgA-HRP Conjugated

**Application :** IHC-Fr,ELISA,IHC,FACS,WB

**Conjugate :** HRP

**Isotype :** Goat IgG

### Product Info

**Amount :** 1.0 ml

**Purification :** Affinity chromatography on mouse IgA covalently linked to agarose

**Content :** 1.0 ml, Supplied in a stock solution in 50% glycerol/50% PBS, pH 7.4; No preservative added

**Storage condition :** Store at 2-8°C

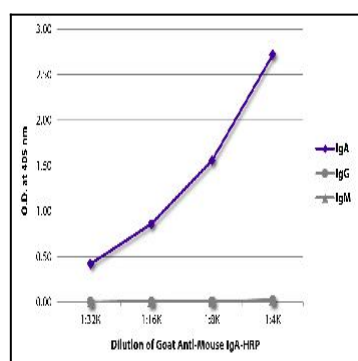


Figure 1: ELISA plate was coated with purified mouse IgA, IgG, and IgM. Immunoglobulins were detected with serially diluted Goat Anti-Mouse IgA-HRP .

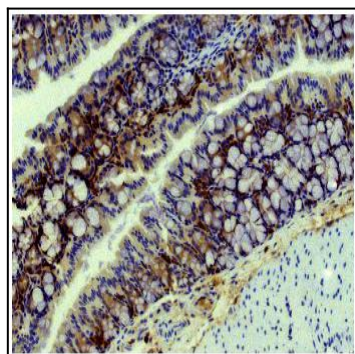


Figure 2: Paraffin embedded BALB/c mouse colon tissue section was stained with Goat Anti-Mouse IgA-HRP followed by hematoxylin and DAB.

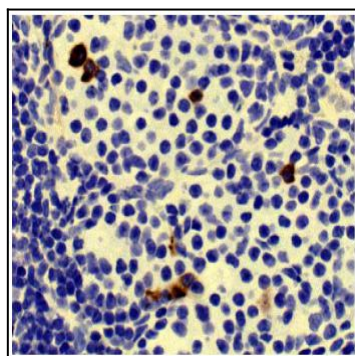


Figure 3: Paraffin embedded BALB/c mouse lymph node tissue section was stained with Goat Anti-Mouse IgA-HRP followed by hematoxylin and DAB.