

## 31-1357: Goat Anti-Mouse IgA-FITC

**Application :** IHC,IHC-P,ELISA,FACS,WB,IHC-Fr

**Conjugate :** FITC

**Isotype :** Goat IgG

### Product Info

**Amount :** 0.5 mg

**Purification :** Affinity chromatography on mouse IgA covalently linked to agarose

**Content :** 1.0 mg/ml, 1.0 ml, Supplied in PBS/Sodium azide

**Storage condition :** Store at 2-8°C

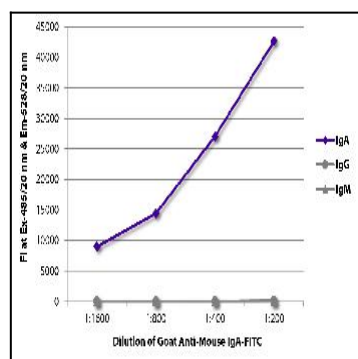


Figure 1: ELISA plate was coated with purified mouse IgA, IgG, and IgM. Immunoglobulins were detected with serially diluted Goat Anti-Mouse IgA-FITC .

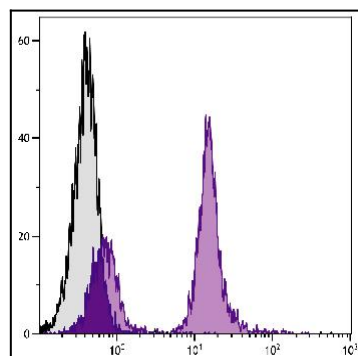


Figure 2: BALB/c splenocytes were stained with Mouse Anti-Mouse CD19 followed by Goat Anti-Mouse IgA-FITC .

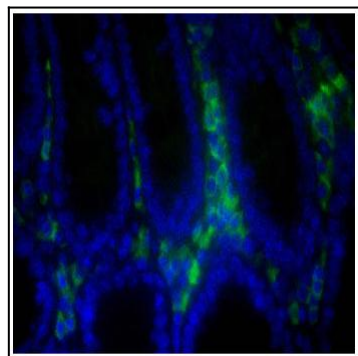


Figure 3: Paraffin embedded BALB/c mouse colon tissue section was stained with Goat Anti-Mouse IgA-FITC followed by DAPI.