

## 36-1378: Monoclonal Antibody to Cytokeratin 18 (KRT18)(Clone : KRT18/834)

<b>Clonality :</b>	Monoclonal
<b>Clone Name :</b>	KRT18/834
<b>Application :</b>	WB,FACS,IF,IHC
<b>Reactivity :</b>	Human
<b>Gene :</b>	KRT18
<b>Gene ID :</b>	3875
<b>Uniprot ID :</b>	P05783
<b>Format :</b>	Purified
<b>Alternative Name :</b>	KRT18,CYK18,PIG46
<b>Isotype :</b>	Mouse IgG1, kappa
<b>Immunogen Information :</b>	Recombinant full-length human KRT18 protein

### Description

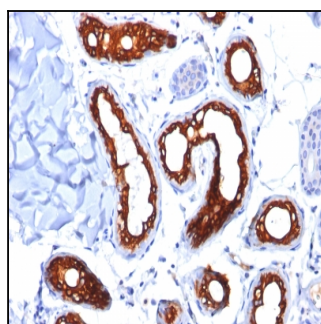
This MAb reacts with a wide variety of simple epithelia. It does not react with stratified squamous epithelia. It reacts with epithelial tumors of the gastrointestinal tract, lung, breast, pancreas, ovary, and thyroid. Cytokeratin 18, which belongs to the type A (acidic) subfamily of low molecular weight keratins, exists in combination with cytokeratin 8. It is reported that tissues from gastrointestinal tract are positive for both cytokeratin 8 and 18 but do not contain cytokeratin 14. Tissues from gastrointestinal tract, respiratory tract and urogenital tract, as well as endocrine and exocrine tissues and mesothelial cells are positive for cytokeratin 18.

### Product Info

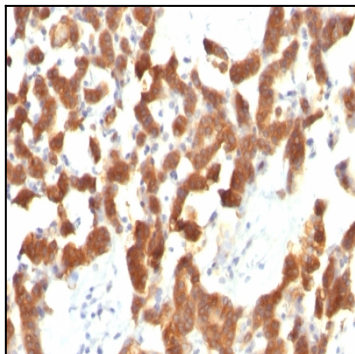
<b>Amount :</b>	100 µg
<b>Purification :</b>	Affinity Chromatography
<b>Content :</b>	100 µg in 500 µl PBS containing 0.05% BSA and 0.05% sodium azide. Sodium azide is highly toxic.
<b>Storage condition :</b>	Store the antibody at 4°C; stable for 6 months. For long-term storage; store at -20°C. Avoid repeated freeze and thaw cycles.

### Application Note

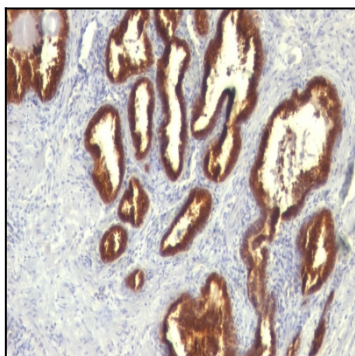
Western Blot (1-2ug/ml); Flow Cytometry (1-2ug/million cells); Immunofluorescence (1-2ug/ml); Immunohistochemistry (Formalin-fixed) (1-2ug/ml for 30 min at RT)(Staining of formalin-fixed tissues requires heating tissue sections in 10mM Tris with 1mM EDTA, pH 9.0, for 45 min at 95&degC followed by cooling at RT for 20 minutes);



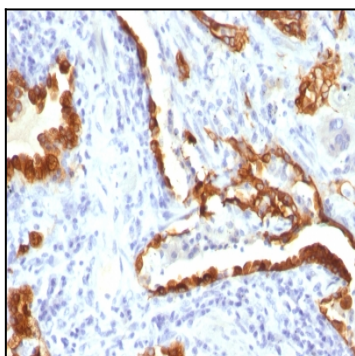
Formalin-fixed, paraffin-embedded human Skin stained with Cytokeratin 18 Monoclonal Antibody (KRT18/834).



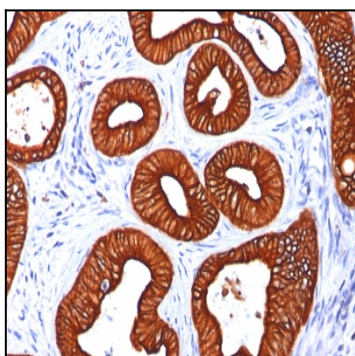
Formalin-fixed, paraffin-embedded human Thyroid Carcinoma stained with Cytokeratin 18 Monoclonal Antibody (KRT18/834).



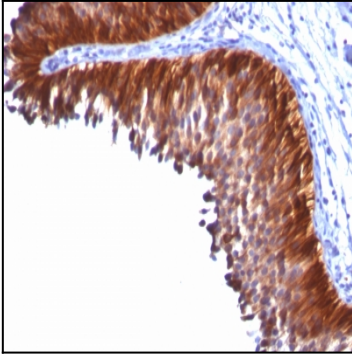
Formalin-fixed, paraffin-embedded human Prostate Carcinoma stained with Cytokeratin 18 Monoclonal Antibody (KRT18/834).



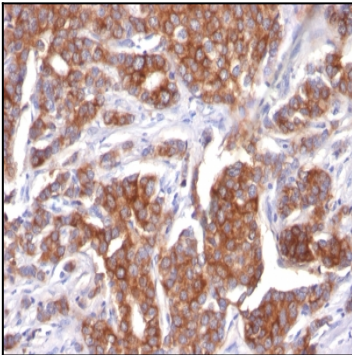
Formalin-fixed, paraffin-embedded human Lung Carcinoma stained with Cytokeratin 18 Monoclonal Antibody (KRT18/834).



Formalin-fixed, paraffin-embedded human Colon Carcinoma stained with Cytokeratin 18 Monoclonal Antibody (KRT18/834).



Formalin-fixed, paraffin-embedded human Bladder Carcinoma stained with Cytokeratin 18 Monoclonal Antibody (KRT18/834).



Formalin-fixed, paraffin-embedded human Breast Carcinoma stained with Cytokeratin 18 Monoclonal Antibody (KRT18/834).