

## 36-1351: Monoclonal Antibody to Cytokeratin 7 (KRT7) (Glandular and Transitional Epithelial Marker)(Clone : KRT7/1198)

<b>Clonality :</b>	Monoclonal
<b>Clone Name :</b>	KRT7/1198
<b>Application :</b>	FACS,IF,IHC
<b>Reactivity :</b>	Human, Rat
<b>Gene :</b>	KRT7
<b>Gene ID :</b>	3855
<b>Uniprot ID :</b>	P08729
<b>Format :</b>	Purified
<b>Alternative Name :</b>	KRT7,SCL
<b>Isotype :</b>	Mouse IgG1, kappa
<b>Immunogen Information :</b>	Recombinant full-length human KRT7 protein

### Description

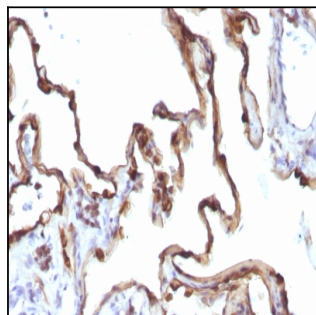
It recognizes an intermediate filament protein (IFP) of 55kDa, which is identified as cytokeratin 7. This MAb is highly specific to cytokeratin 7 and shows no cross-reaction with other IFPs. Cytokeratin 7 is a basic cytokeratin, which is found in most glandular and transitional epithelia but not in the stratified squamous epithelia. Keratin 7 is expressed in the epithelial cells of ovary, lung, and breast but not of colon, prostate, or gastrointestinal tract. This MAb is highly useful in distinguishing ovarian carcinomas (keratin 7+) from colon carcinomas (keratin 7-).

### Product Info

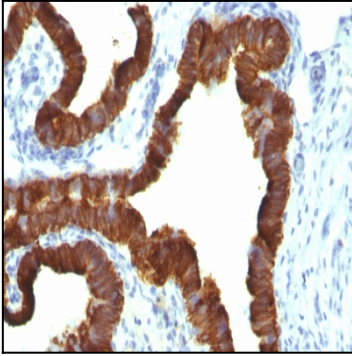
<b>Amount :</b>	100 µg
<b>Purification :</b>	Affinity Chromatography
<b>Content :</b>	100 µg in 500 µl PBS containing 0.05% BSA and 0.05% sodium azide. Sodium azide is highly toxic.
<b>Storage condition :</b>	Store the antibody at 4°C; stable for 6 months. For long-term storage; store at -20°C. Avoid repeated freeze and thaw cycles.

### Application Note

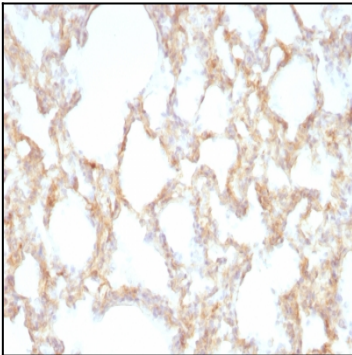
Flow Cytometry (1-2ug/million cells); Immunofluorescence (1-2ug/ml); Immunohistochemistry (Formalin-fixed) (1-2ug/ml for 30 minutes at RT)(Staining of formalin-fixed tissues requires heating tissue sections in 10mM Tris with 1mM EDTA, pH 9.0, for 45 min at 95°C followed by cooling at RT for 20 minutes);



Formalin-fixed, paraffin-embedded human Lung Carcinoma stained with Cytokeratin 7 Monoclonal Antibody (KRT7/1198)



Formalin-fixed, paraffin-embedded human Ovarian Carcinoma stained with Cytokeratin 7 Monoclonal Antibody (KRT7/1198)



Formalin-fixed, paraffin-embedded Rat Lung stained with Cytokeratin 7 Monoclonal Antibody (KRT7/1198)